



## Preteaching Vocabulary

Match words with pictures

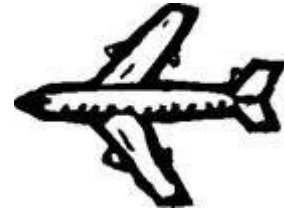
Up



Down



Straight



**Model actions**

**Organize vocabulary into synonym groups**

- fast, quick, speedy, rapid, swift, brisk, sudden
- big, large, huge, giant, gigantic, immense
- unique, matchless, exceptional, single, distinctive
- determine, decide, resolve, conclude, establish, find out

## Framed Paragraphs

In my family we celebrate \_\_\_\_\_ every  
year. One thing we always do is \_\_\_\_\_

---

---

I like this because \_\_\_\_\_

---

---

If I could change one thing about our celebration to make it even better, I would

---

---

---

### Additional Resources

[http://www.readingrockets.org/strategies/framed\\_paragraphs](http://www.readingrockets.org/strategies/framed_paragraphs)

[http://www.readingquest.org/edis771/paragraph\\_frms.html](http://www.readingquest.org/edis771/paragraph_frms.html)

<http://www.webblue.havre.k12.mt.us/Teacher/writing/7-12/tools/tools/Section%209/9-9-3.pdf>

## Formula Writing

A descriptive paragraph = one topic sentence + three detail sentences + one summary sentence.

<b>Descriptive paragraph</b>	<b>Example</b>	<b>Your sentence</b>
Topic sentence	<i>My dog is an otterhound.</i>	
First detail sentence	<i>His name is Max, and he is tan and gray.</i>	
First detail sentence	<i>His fur is very wiry, and he sheds all over the house.</i>	
First detail sentence	<i>Like all otterhounds, Max has webbed feet.</i>	
Summary sentence	<i>Max is a very handsome dog.</i>	

## Graphic Organizers

<p>Introduction</p> <p><u>Sentence 1</u>—grab the reader’s attention</p> <p><u>Sentence 2</u>—preview what you’re going to write about</p>	<p>1.</p> <p>2.</p>
<p>Body paragraph (repeat for number of paragraphs):</p> <p><u>Sentence 1</u>—identify one idea related to your topic</p> <p><u>Sentence 2</u>—explain the idea</p> <p><u>Sentence 3</u>—give an example that illustrates what you’re trying to say</p> <p><u>Sentence 4</u>—summarize this idea</p>	<p>1.</p> <p>2.</p> <p>3.</p> <p>4.</p>
<p>Concluding paragraph:</p> <p><u>Sentence 1</u>—summarize what you’ve written about</p> <p><u>Sentence 2</u>—provide a clincher sentence to let the reader know you’re finished or to leave him/her thinking</p>	<p>1.</p> <p>2.</p>